

SUMMARY OF PRODUCT CHARACTERISTICS

1. NAME OF THE VETERINARY MEDICINAL PRODUCT

Advantage 100 Spot-on solution for Dogs

2. QUALITATIVE AND QUANTITATIVE COMPOSITION

Active substance:

Imidacloprid 100 mg/pipette (1.0 ml of a 10 % solution)

Excipient(s):

Butylhydroxytoluene (E 321) 1.0 mg/pipette

For a full list of excipients, see section 6.1.

3. PHARMACEUTICAL FORM

Spot-on solution

Clear yellow to slightly brownish solution

4. CLINICAL PARTICULARS

4.1 Target species

Dogs

4.2 Indications for use, specifying the target species

For the prevention and treatment of flea infestations and for the treatment of biting lice (*Trichodectes canis*) on dogs of 4 kg up to less than 10 kg body weight.

For dogs of less than 4 kg body weight or 10 kg body weight and greater, use the appropriate Advantage for Dogs product (see section 4.9).

Fleas on dogs are killed within one day following treatment. One treatment prevents further flea infestation for four weeks. The product can be used as part of a treatment strategy for the control of Flea Allergy Dermatitis (FAD) where this has been previously diagnosed by a veterinary surgeon.

4.3 Contraindications

Do not treat unweaned puppies of less than 8 weeks of age.

Do not use in animals that are known to be hypersensitive to the active substance or any of the excipients

4.4 Special warnings

None.

4.5 Special precautions for use

Special precautions for use in animals

This product is for topical use and should not be administered orally. Care should be taken to avoid the contents of the pipette coming into contact with the eyes or mouth of the recipient animal. Do not allow recently treated animals to groom each other.

Special precautions to be taken by the person administering the veterinary medicinal product to animals

Wash hands thoroughly after use.
Wash off any skin contamination with soap and water.
People with known skin sensitivity may be particularly sensitive to this product.
Avoid contact of the product with the eyes or mouth.
If the product gets into eyes accidentally, the eyes should be thoroughly flushed with water. If skin or eye irritation persists, or the product is accidentally swallowed, obtain medical attention.
Do not eat, drink or smoke during application.

4.6 Adverse reactions (frequency and seriousness)

The product is bitter tasting and salivation may occasionally occur if the dog licks the application site immediately after treatment. This is not a sign of intoxication and disappears within some minutes without treatment (see also section 4.9 *Amounts to be administered and administration route*).
In very rare occasions skin reactions such as hair loss, redness, itching and skin lesions may occur. Agitation and disorientation has also been reported. Excessive salivation and nervous signs such as incoordination, tremors and depression have been reported exceptionally in dogs.

4.7 Use during pregnancy, lactation or lay

No primary embryotoxic, teratogenic or reproductive toxic effects have been observed during the studies with imidacloprid on rats and rabbits. Studies on pregnant and lactating bitches together with their offspring are limited. Evidence so far suggests that no adverse effects are to be expected in these animals.

4.8 Interaction with other medicinal products and other forms of interaction

No incompatibility has been observed between this product at twice the recommended dose and the following commonly used veterinary products: fenthion, lufenuron, milbemycin, febantel, pyrantel and praziquantel. The compatibility of the product was also demonstrated with a wide range of routine treatments under field conditions including vaccination.

4.9 Amounts to be administered and administration route

Dosage and Treatment Schedule

Dog (kg bw)	Product	Number of Pipettes	Imidacloprid (mg/kg bw)
< 4 kg	Advantage 40 for Dogs	1 x 0.4 ml	minimum of 10
≥ 4 < 10 kg	Advantage 100 for Dogs	1 x 1.0 ml	minimum of 10
≥ 10 < 25 kg	Advantage 250 for Dogs	1 x 2.5 ml	minimum of 10
≥ 25 < 40 kg	Advantage 400 for Dogs	1 x 4.0 ml	minimum of 10
≥ 40 kg	Advantage 400 for Dogs	2 x 4.0 ml	minimum of 10

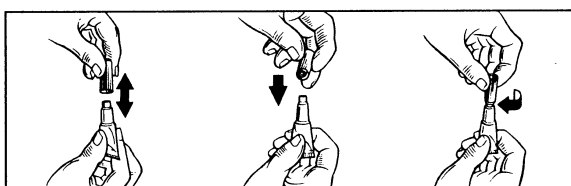
Re-infestation from emergence of new fleas in the environment may continue to occur for six weeks or longer after treatment is initiated. More than one treatment may therefore be required, depending on the level of fleas in the environment. To aid in environmental challenge, the additional use of a suitable environmental treatment against adult fleas and their developing stages is recommended.

The product remains effective if the animal becomes wet, for example after swimming or exposure to heavy rain. However, in cases of frequent swimming or bathing re-treatment may become necessary, depending on the presence of fleas in the environment. In these cases do not re-treat more frequently than once weekly.

In case of biting louse infestation, a further veterinary examination 30 days after treatment is recommended as some animals may require a second treatment.

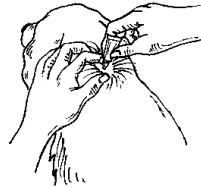
Method of Administration

Remove one pipette from the package. For dogs of 40 kg body weight and greater use two pipettes. Hold pipette in an upright position, twist and pull off cap. Use reversed cap to twist and remove seal from pipette.



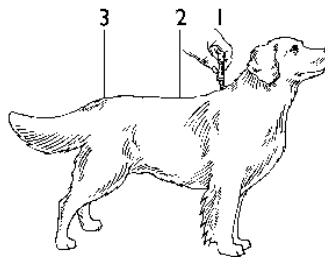
For dogs less than 25 kg body weight:

With the dog in the standing position, part the coat between the shoulder blades until the skin is visible. Place the tip of the pipette on the skin and squeeze firmly several times to empty the contents directly onto the skin.



For dogs of 25 kg body weight and greater:

The dog should be standing for easy application. The entire contents of the pipette(s) should be applied evenly to three or four spots all located at different application sites along the dog's backline from the shoulder to the base of the tail. At each spot part the coat until the skin is visible.



Place the tip of the pipette on the skin and gently squeeze to expel a portion of the contents directly onto the skin.

For all dogs:

Do not apply an excessive amount of solution at any one spot that could cause some of the solution to run off the side of the dog.

The product is bitter tasting and salivation may occasionally occur if the dog licks the application site immediately after treatment. This is not a sign of intoxication and disappears within some minutes without treatment. Correct application will minimize the opportunity for the dog to lick the product.

Apply only to undamaged skin. Do not allow recently treated animals to groom each other.

4.10 Overdose (symptoms, emergency procedures, antidotes), if necessary

No adverse clinical signs were produced by either individual doses of up to 200 mg/kg body weight (five to eight times the therapeutic dose), daily treatments at 100 mg/kg body weight for five consecutive days or weekly treatments at five times the maximum dose rate for eight consecutive weeks.

In rare cases of overdose or licking of treated fur, nervous system disorders (such as twitching, tremors, ataxia, mydriasis, miosis, lethargy) can occur.

Poisoning following inadvertent oral uptake in animals is unlikely. In this event, treatment should be symptomatic under veterinary medical attention. There is no known specific antidote but administration of activated charcoal may be beneficial.

4.11 Withdrawal period(s)

Not applicable.

5. PHARMACOLOGICAL PROPERTIES

Pharmacotherapeutic group: antiparasitic products, insecticides and repellents
ATCvet code: QP53AX17

5.1 Pharmacodynamic properties

Imidacloprid, 1-(6-Chloro-3-pyridylmethyl)-N-nitro-imidazolidin-2-ylideneamine* is an ectoparasiticide belonging to a group of chloronicotinyl compounds. Chemically, it is more accurately described as a chloronicotinyl nitroguanidine.

The substance has a high affinity for the nicotinic acetylcholine receptors in the post-synaptic region of the central nervous system (CNS). The ensuing inhibition of cholinergic transmission in insects results in paralysis and death. Due to the weak nature of the interaction with mammalian nicotinic receptor sites and the postulated poor penetration through the blood/brain barrier in mammals, it has virtually no effect on the mammalian CNS. The minimal pharmacological activity in mammals is supported by safety studies involving systemic administration of sub-lethal doses to rabbits, mice and rats.

In further studies, in addition to the adulticide flea efficacy of imidacloprid, a larvicidal flea efficacy in the surroundings of the treated pet has been demonstrated. Larval stages in the pet's surroundings are killed following contact with a treated animal.

5.2 Pharmacokinetic particulars

The product is indicated for cutaneous administration. Following topical application in dogs, the solution is quickly distributed over the animal. Acute dermal studies in the rat and target animal overdose and serum kinetic studies have established that systemic absorption is very low, transient and not relevant for the clinical efficacy. This has been further demonstrated by a study in which fleas were not killed after having fed on previously treated animals once the animal's skin and fur had been cleaned of all active material.

6. PHARMACEUTICAL PARTICULARS

6.1 List of excipients

Butylhydroxytoluene E321
Benzyl alcohol

* CAS-No. 138261-41-3

Propylene carbonate

6.2 Incompatibilities

None known.

6.3 Shelf life

Shelf life of the veterinary medicinal product as packaged for sale: 5 years

6.4 Special precautions for storage

No special storage conditions required.

Store away from food, drink and animal feeding stuffs.

6.5 Nature and composition of immediate packaging

Pack sizes	1.0 ml solution per pipette
	Pack containing 1, 2, 3, 4, or 6 unit dose pipettes
Container	White polypropylene pipettes with caps

Not all pack sizes may be marketed.

6.6 Special precautions for the disposal of unused veterinary medicinal product or waste materials derived from the use of such products

Any unused product or waste materials should be disposed of in accordance with national requirements.

7. MARKETING AUTHORISATION HOLDER

Bayer plc
400 South Oak Way
Green Park
Reading
Berkshire
RG2 6AD

8. MARKETING AUTHORISATION NUMBER

Vm 00010/4167

9. DATE OF FIRST AUTHORISATION

17 March 1997

10. DATE OF REVISION OF THE TEXT

January 2018

Revised: January 2018
AN: 01619/2017

Approved: 05 January 2018

Handwritten signature of D. Austin in black ink.